



Parent Portal

Parent Portal gives parents quick access to things like grades, attendance, and lunch information, and allows you to fill out any necessary forms online. Follow the steps below to create an account and log in.

STEP 1

Visit nhaparentportal.com OR download the **NHA Parent Portal** app on a mobile device.

Click "CREATE ACCOUNT"

STEP 2

Enter your email. Click "Register".

STEP 3

Check your email (both inbox and junk folders). You will receive a link from NHA Parent Portal that expires within 24 hours. Click on this link to complete your account registration.

STEP 4

Enter your student's date of birth. Click "Continue".

Password requirements:

- At least 8 characters
- A lowercase letter
- An uppercase letter
- A number
- No parts of your username
- Does not include your first name
- Does not include your last name
- Password can't be the same as your last 10 passwords

New password


Re-enter password

Change Password

STEP 5

Create a password meeting the criteria. Click "Change Password".

SCAN HERE TO DOWNLOAD THE MOBILE APP TODAY!



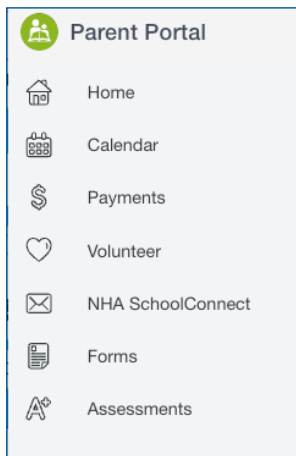
STEP 6

Proceed to log in using your login email and password. Once logged in, you can use the language selector tool in the upper right corner to change the language within Parent Portal.

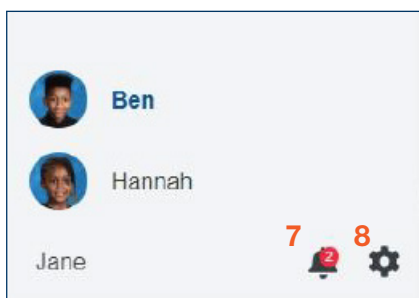


HOW TO USE YOUR PARENT PORTAL ACCOUNT

Now that you've set up an account, you can access the many tools Parent Portal offers. **To change the language within Parent Portal, use the language selector tool in the upper right corner.** Below is an overview of how you can use your Parent Portal account.

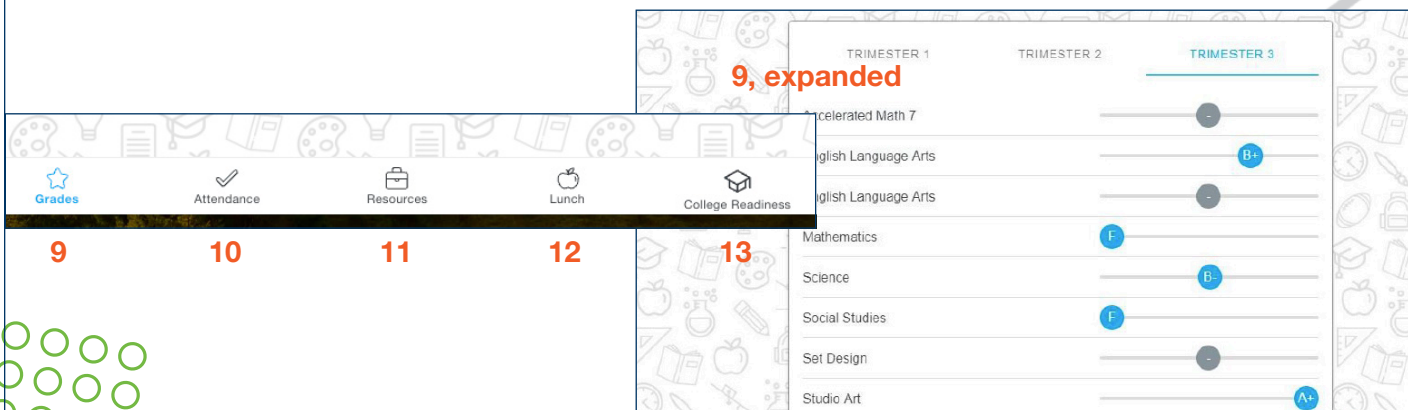


- 1 Calendar:** View school events and scheduled days off.
- 2 Payments:** Add money to your students' lunch account.
- 3 Volunteer:** Learn more about volunteer opportunities and the volunteer process at the school.
- 4 SchoolConnect:** This is our school-to-parent communication tool. Click on the SchoolConnect icon inside your Parent Portal to sign in to the school's communication platform.
- 5 Forms:** Access necessary enrollment forms and required paperwork to complete your student's registration.
- 6 Assessments:** View your students' assessment scores as they are updated.



- 7 Notifications:** View notifications from the school such as missing forms, enrollment reminders, grade updates, and any missing assignments.
- 8 Account Settings:** Change your password or update your phone number and email address. NOTE: Home addresses can not be changed in Parent Portal because additional paperwork is needed to make this change. Contact your school to change your home address.

When you click on your student, other options will appear.



- 9 Grades:** View your students' grades. Click on individual courses for more detailed information.
- 10 Attendance:** Check your student's attendance, unexcused absences, and tardies.
- 11 Resources:** Important links and documents from your school.
- 12 Lunch:** View your students' school meals balance and access school meal information.
- 13 College Readiness:** Find valuable information about your child's historical and current performance that helps determine if your child is on track for college readiness.

QUESTIONS?

Does something not look right, or do you have questions? We'd love to help. Many of our FAQ's can be found on your school's website. Under the Help Center menu, select "Parent Portal Help Page". If your question isn't answered there, please contact our Parent Relations department for assistance.

Phone: **877-642-7471** Email: **info@nhaschools.com**