



# Parent Portal

Parent Portal gives parents quick access to things like grades, attendance, and lunch information, and allows you to fill out any necessary forms online. Follow the steps below to create an account and log in.

## STEP 1

Visit [nhaparentportal.com](https://nhaparentportal.com) OR download the **NHA Parent Portal** app on a mobile device.

Parent Portal

Login Email

Password

[Forgot Password?](#)

LOG IN

CREATE ACCOUNT

Click "CREATE ACCOUNT"

## STEP 2

Enter your email. Click "Register".

Welcome

Please enter the email address you have provided the school to create an account. You will receive a registration email shortly. Only guardians with accepted or enrolled students may register.

Email

Register

## STEP 3

Check your email (both inbox and junk folders). You will receive a link from NHA Parent Portal that expires within 24 hours. Click on this link to complete your account registration.

Welcome

Create an account to complete enrollment forms online, or take advantage of other great features on our Parent Portal.

Please enter the birthdate for one of your students that has either been accepted or is enrolled

Month Day Year

Continue

## STEP 4

Enter your student's date of birth. Click "Continue".

## STEP 5

Create a 10+ character password. Click "Register".

Welcome

Create an account to complete enrollment forms online, or take advantage of other great features on our Parent Portal.

Setup Your Account

Email

parent@youremail.com

Password

Confirm Password


Register

## STEP 6

Proceed to log in using your login email and password. Once logged in, you can use the language selector tool in the upper right corner to change the language within Parent Portal.

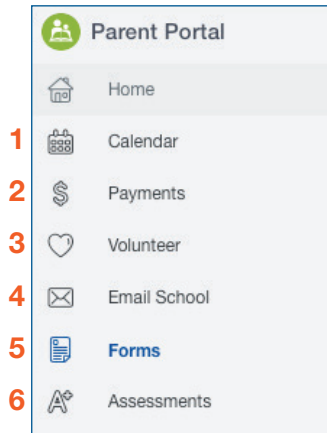


SCAN HERE TO DOWNLOAD THE  
MOBILE APP TODAY!

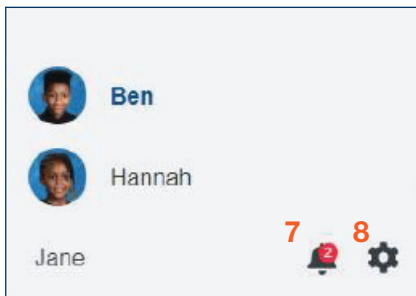


## HOW TO USE YOUR PARENT PORTAL ACCOUNT

Now that you've set up an account, you can access the many tools Parent Portal offers. **To change the language within Parent Portal, use the language selector tool in the upper right corner.** Below is an overview of how you can use your Parent Portal account.

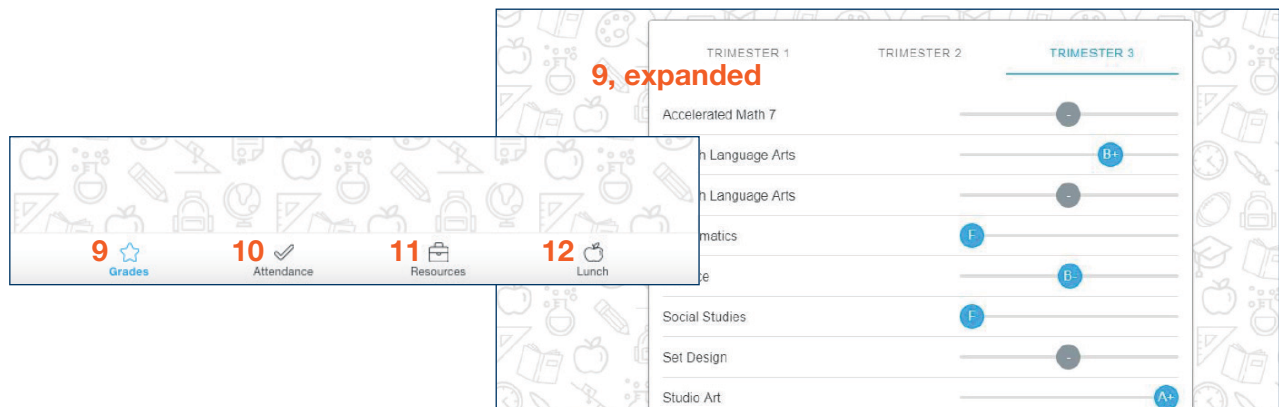


- 1 Calendar:** View school events and scheduled days off.
- 2 Payments:** Add money to your students' lunch account.
- 3 Volunteer:** Learn more about volunteer opportunities and the volunteer process at the school.
- 4 Email School:** Find any teacher or staff member in our directory and send them an email.
- 5 Forms:** Access necessary enrollment forms and required paperwork to complete your student's registration.
- 6 Assessments:** View your students' assessment scores as they are updated.



- 7 Notifications:** View notifications from the school such as missing forms, enrollment reminders, grade updates, and any missing assignments.
- 8 Account Settings:** Change your password or update your phone number and email address. NOTE: Home addresses can not be changed in Parent Portal because additional paperwork is needed to make this change. Contact your school to change your home address.

**When you click on your student, other options will appear.**



- 9 Grades:** View your students' grades. Click on individual courses for more detailed information.
- 10 Attendance:** Check your student's attendance, unexcused absences, and tardies.
- 11 Resources:** Important links and documents from your school.
- 12 Lunch:** View your students' lunch balance and access school lunch information.

## QUESTIONS?

Does something not look right, or do you have questions? We'd love to help. Many of our FAQ's can be found on your school's website. Under the Help Center menu, select "Parent Portal Help Page". If your question isn't answered there, please contact our Parent Relations department for assistance.

Phone: **877-642-7471** Email: **info@nhaschools.com**