


Rolesville Charter Academy

School Website: www.nhaschools.com/schools/rolesville

Grade Span: KG-06 **Charter:** Yes
908 Eagle Scholars Drive, Rolesville, NC 27571
919-263-1422

Go to the Analytics Site to 
(<https://ncreportcards.ondemand.sas.com/landing.html>)

Compare to Other Schools 

2018-19 Overall Performance

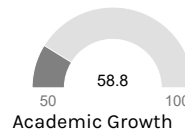
View Performance by School or District

View Performance by Subgroup

C 2018-19
GRADE

65

PERFORMANCE GRADE SCORE



Growth Range	Growth Status
85.0-100.0	Exceeded
70.0-84.9	Met
50.0-69.9	Not Met

Performance Grade Score History



Academic Growth History



C 2018-19
EOG MATH GRADE


65

EOG MATH GRADE SCORE

C 2018-19
EOG READING GRADE

64

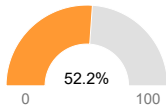
EOG READING GRADE SCORE

 Note - To protect student privacy, some data values for small groups will be suppressed as "> 95%" or "< 5%" in the charts or tables below. For counts less than 10, no data will be displayed.

2018-19 Student Characteristics & Participation

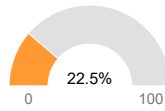
This section describes some key measures about the students at this school.

Incoming Student Readiness ⓘ

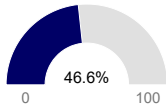


52.2% of the students entering 6th Grade across the school are proficient.

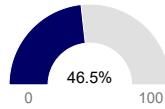
Percentage Economically Disadvantaged ⓘ



22.5% of Students across the school are economically disadvantaged.



46.6% of the students entering 6th Grade across the state are proficient.



46.5% of Students across the state are economically disadvantaged.

2018-19 Student Performance

Student Performance by School/District

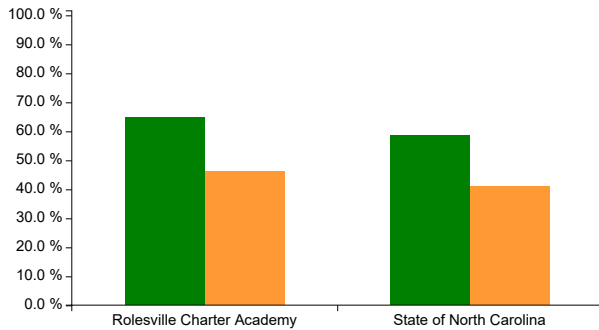
Student Performance by Subgroup

This section describes student performance in various test subject areas. Student test performance is reported as one of five achievement levels ⓘ. Levels 1 and 2 are below grade level. Level 3 is grade level proficient. Levels 4 and 5 indicate students are on track for career and college readiness. For math, student test performance is reported as one of four achievement levels. Not Proficient is below grade level. Level 3 is grade level proficient, Levels 4 and 5 indicate students are on track for career and college readiness.

Proficiency in Subject Areas

Math Performance ⓘ

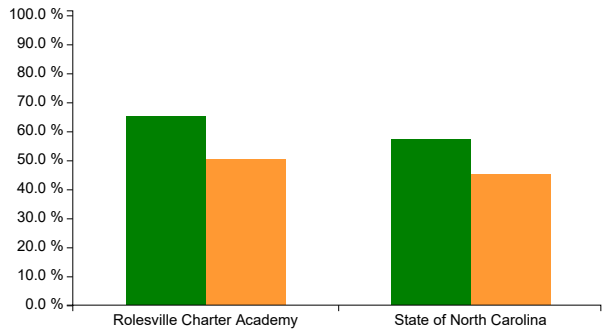
Summary Chart Table



■ Grade Level Proficient (Levels 3-5) ■ Career & College Ready (Levels 4-5)

English Language Arts/ Reading Performance ⓘ

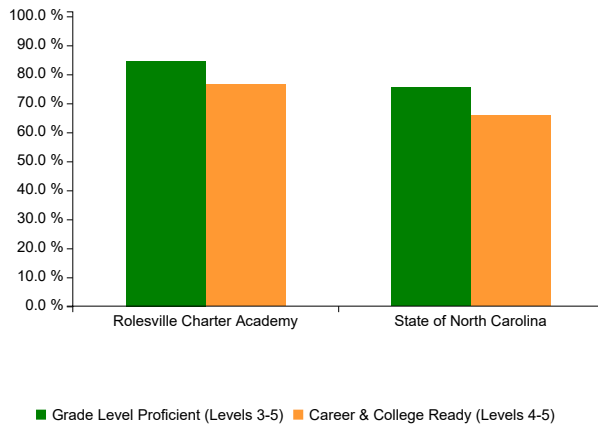
Summary Chart Table



■ Grade Level Proficient (Levels 3-5) ■ Career & College Ready (Levels 4-5)

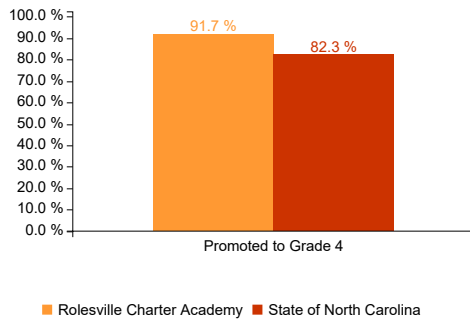
Science Performance ⓘ

Summary Chart Table

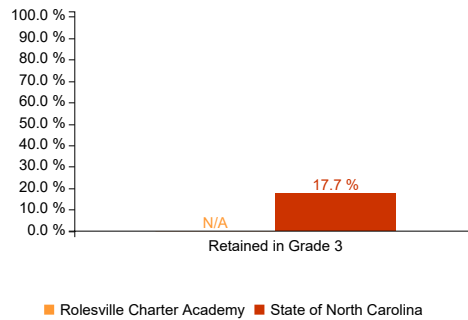


Other Measures

Read to Achieve - Promoted to Grade 4 ⁱ



Read to Achieve - Retained in Grade 3 ⁱ



Test Participation ⁱ

Percentage of students participating in state mandated standardized testing.

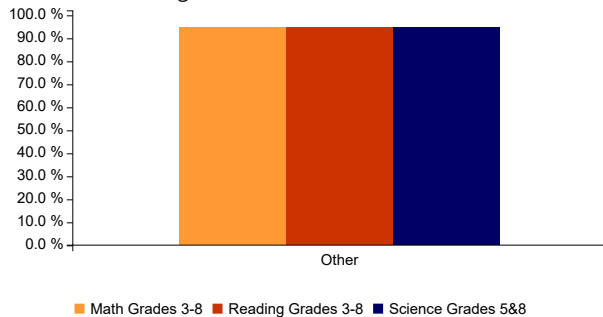


Chart Table

Students with Disabilities Alternate Test Participation

The percent of tested students is expected to be below 1% at the state level. Most schools have so few students that this information may be masked to protect student privacy. ⁱ

2018-19 School Environment

View Environment by School/District | View Environment by Subgroup

This section provides information on the school environment and facilities

Suspension and Expulsion Rates (per 1000 students) ⁱ

Rates of Criminal Acts, Bullying, Law Enforcement Referrals, and Arrests (per 1000 Students)

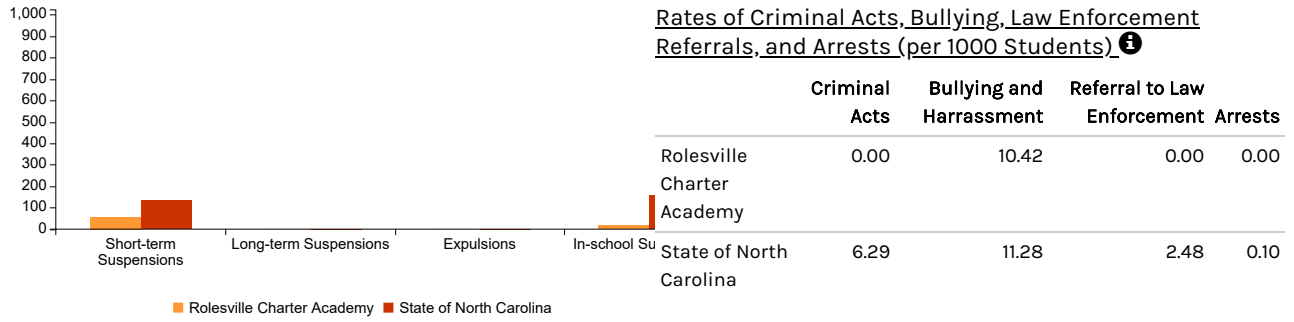


Chart Table

Students Per Device

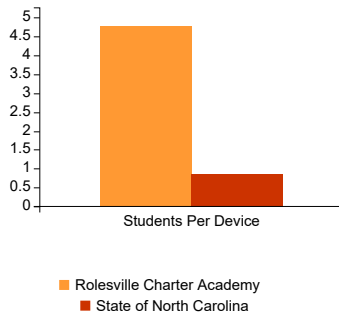


Chart Table

Book Titles Per Student

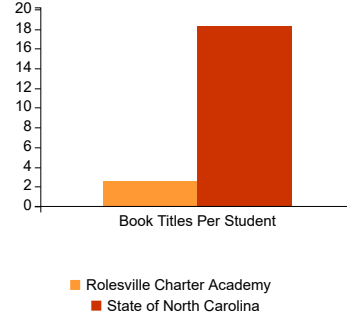


Chart Table

Wireless Access Points per Classroom

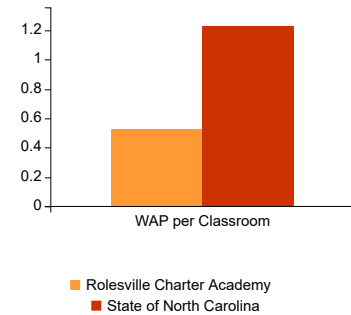


Chart Table

Strategic Planning 2018-19

This section provides information on Rolesville Charter Academy's strategic planning, goals and progress.

- Title 1 Status