

## Extended COVID-19 Learning Plan Goal Reporting for Regent Park Scholars (LS:21)

### K-2 Goals by Subgroup

Subgroup	Total N Count	ELA: AW/DIBELS At or Above 25th %ile		Math: K-2 Numeracy % At or Above 3.0	
		Fall	Winter	Fall	Winter
Black or African American	268	41%	24%	44%	< 10
Female	151	42%	28%	46%	< 10
Male	128	39%	20%	43%	< 10
FRL Students	267	40%	23%	44%	< 10
Students With Disability	14	14%	8%	50%	< 10
Overall	279	41%	24%	45%	< 10

ELA goal: % of students at or above the 25th %ile will increase from fall to spring; Math goal: % of students at or above a 3.0 (grade level) will increase from fall to spring. Winter Numeracy Assessment Window: 2/1 - 2/5.

# Regent Park Scholars Academy

## Extended COVID-19 Learning Plan

### Mid-Year Goal Reporting

Date: February 1, 2021

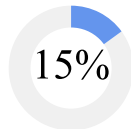


**Goal:** The median Student Conditional Growth Percentile for students in grades K-8th will be at or above the 50th percentile on NWEA's Measure of Academic Progress for fall-to-winter and fall-to-spring testing periods indicating a minimum of average growth.

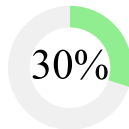
### Mathematics

Grade	Fall Norm Target	Fall Median	Winter Norm Target	Winter Median	SCGP
2	175.04	<10 students	184.07	N/A	N/A
3	188.48	181	196.23	180.5	8
4	199.55	187	206.05	191	27
5	209.13	195	214.7	194	11.5
6	214.75	200	219.56	202	25
7	220.21	210	224.04	212	40
8	224.92	213.5	228.12	222.5	44

% Meeting Achievement Target



% Meeting Growth Target



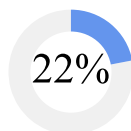
Median SCGP



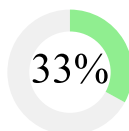
### Reading

Grade	Fall Norm Target	Fall Median	Winter Norm Target	Winter Median	SCGP
3	186.62	177	193.9	176	9
4	196.67	188	202.5	191	10
5	204.48	192	209.12	193	17.5
6	210.17	198.5	213.81	203	34
7	214.2	207	217.09	211	42
8	218.01	212	220.52	212	32

% Meeting Achievement Target



% Meeting Growth Target



Median SCGP



## Subgroup Results

	<b>Winter SCGP</b>	
	<b>Math</b>	<b>Reading</b>
All Students	23	22
Econ. Disadvantaged	23	22
Special Education	22.5	18.5
English Learner	N/A	N/A
Female	26	24
Male	19	18
African-American or Black	22.5	22
American Indian or Alaska Native	N/A	N/A
Asian	N/A	N/A
Hispanic or Latino	<10 students	<10 students
Multi Racial	<10 students	<10 students
Native Hawaiian or Other Pacific Islander	N/A	N/A
White	N/A	N/A

It is important to note that the fall and winter norm targets in this report are taken from NWEA's 2020 Norm Study. This study was completed prior to the COVID-19 pandemic. The pandemic has and continues to impact student instructional time, alter the type of instruction (virtual/remote or in person), and widen the disparity gap. If a norm study was conducted during a pandemic, it would likely yield different targets.