

Winterville Charter Academy

School Website: [↑](#)

(<http://www.nhaschools.com/schools/winterville/en/pages/default.aspx>)

Grade Level: K-8 Charter: Yes

4160 Bayswater Road, Winterville, NC 28590

252-689-6153

Go to the Analytics Site to

(<https://ncreportcards.ondemand.sas.com/landing.html>)

Compare to Other Schools

The data for **Pitt County Schools** has been added to the comparison charts below because **Winterville Charter Academy** is located in that county.

2017-18 Overall Performance

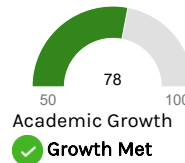
View Performance by School or District

View Performance by Subgroup

C 2017-18 GRADE

61

PERFORMANCE GRADE SCORE



| Growth Range | Growth Status |
|--------------|---------------|
| 85.0-100.0 | Exceeded |
| 70.0-84.9 | Met |
| 50.0-69.9 | Not Met |

Performance Grade Score History



Academic Growth History



C 2017-18 EOG MATH GRADE

61

EOG MATH GRADE SCORE

Growth Met

C 2017-18 EOG READING GRADE

61

EOG READING GRADE SCORE

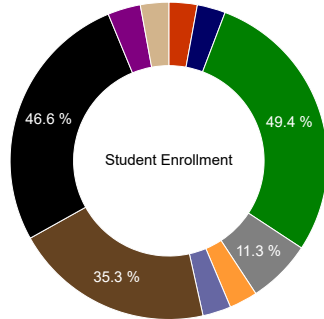
Growth Met

Note - To protect student privacy, some data values for small groups will be suppressed as "> 95%" or "< 5%" in the charts or tables below. For counts less than 10, no data will be displayed.

2017-18 Student Characteristics & Participation

Winterville Charter Academy

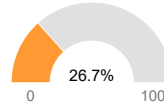
This section describes some key measures about the students at this school.



- American Indian
- Asian
- Black
- Hispanic
- Pacific Islander
- Two or More Races
- White
- Economically Disadvantaged
- English Learners
- Students w/ Disabilities

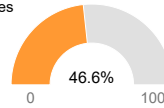
Chart Table

Incoming Student Readiness



26.7% of the students entering 6th Grade across the school are proficient. 48% of the students entering 6th Grade across the state are proficient.

Percentage Economically Disadvantaged



46.6% of Students across the school are economically disadvantaged. 44.3% of Students across the state are economically disadvantaged.

2017-18 Student Performance

Student Performance by School/District Student Performance by Subgroup

This section describes student performance in various test subject areas. Student test performance is reported as one of five achievement levels. Levels 1 and 2 are below grade level. Level 3 is grade level proficient. Levels 4 and 5 indicate students are on track for career and college readiness.

Proficiency in Subject Areas

Math Performance

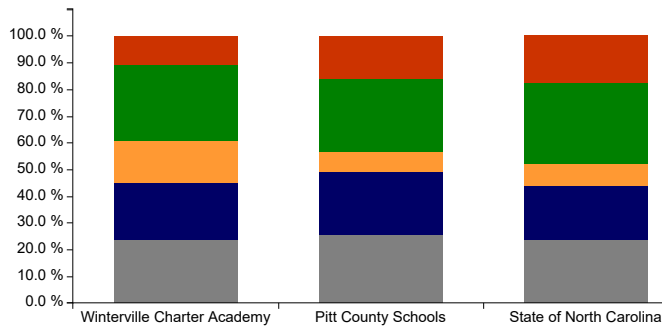


Chart Table

English Language Arts/ Reading Performance

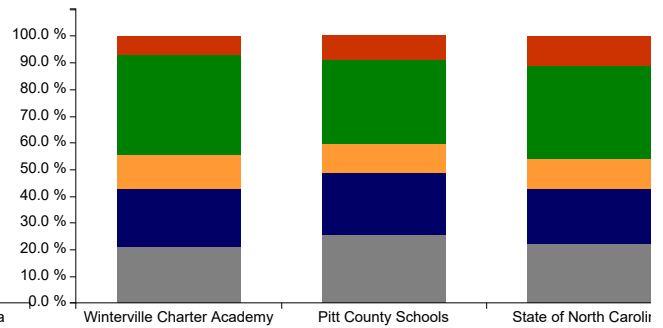


Chart Table

Science Performance

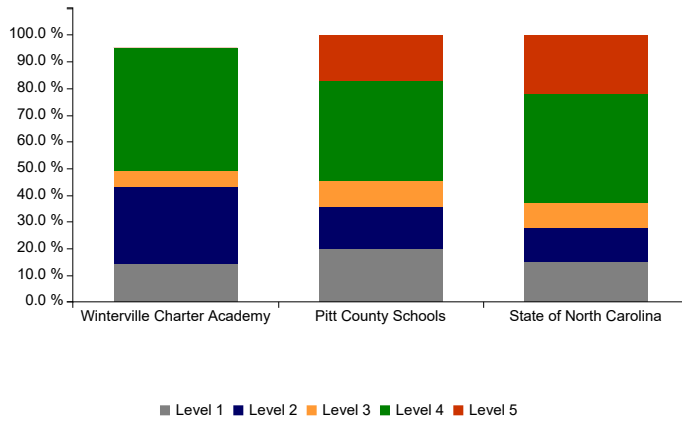
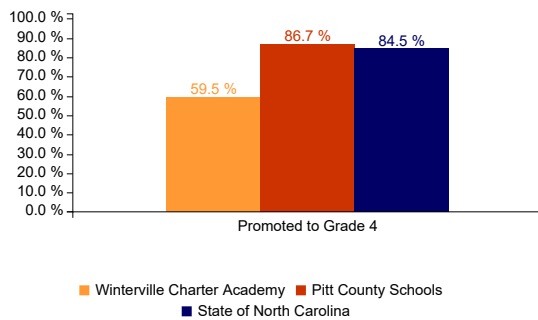


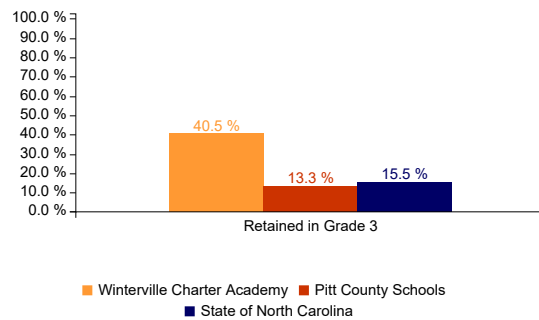
Chart Table

Other Measures

Read to Achieve - Promoted to Grade 4



Read to Achieve - Retained in Grade 3



Test Participation

Percentage of students participating in state mandated standardized testing.

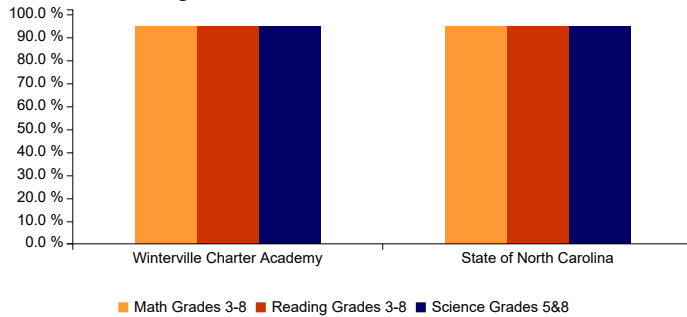


Chart Table

Students with Disabilities Alternate Test Participation

The percent of tested students is expected to be below 1% at the state level. Most schools have so few students that this information may be masked to protect student privacy.

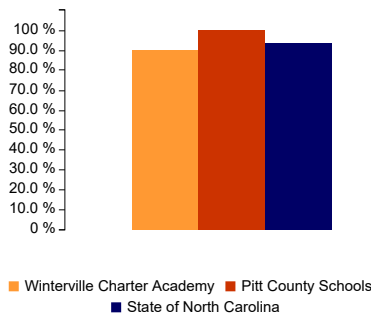
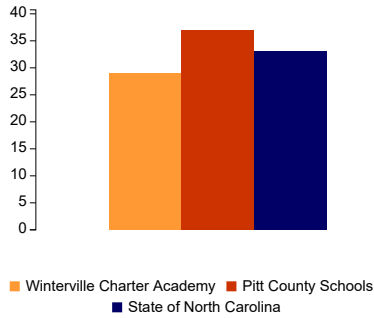


2017-18 Teachers and Qualifications

This section provides information on teachers and their qualifications.

Total Classroom Teachers

Fully Licensed Teachers

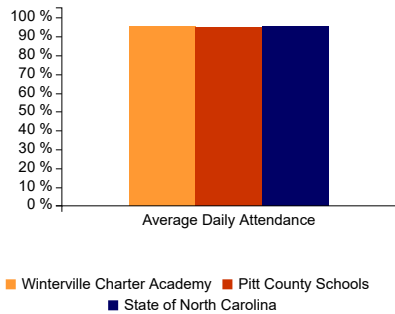


2017-18 School Environment

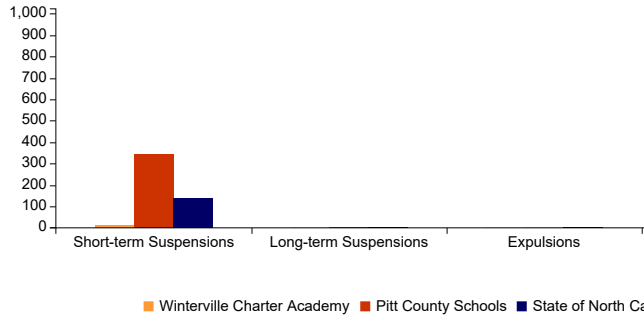
[View Environment by School/District](#) [View Environment by Subgroup](#)

This section provides information on the school environment and facilities

Student Attendance



Suspension and Expulsion Rates (per 1000 students)

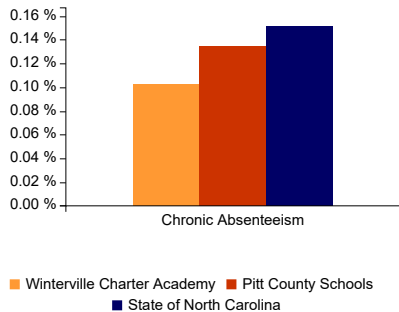


Acts of Crime, Bullying, Law Enforcement Referrals, and Arrests (per 1000 Students)

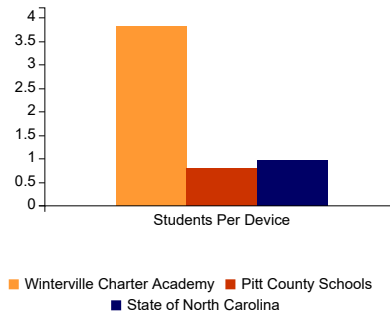
| | Criminal Acts | Bullying and Harrassment | Referral to Law Enforcement | Arrests |
|-----------------------------|---------------|--------------------------|-----------------------------|---------|
| Winterville Charter Academy | 0.00 | 0.00 | 0.00 | 0.00 |
| Pitt County Schools | 3.48 | 39.21 | 6.58 | 0.00 |
| State of North Carolina | 6.41 | 11.82 | 2.53 | 0.07 |

[Chart](#) [Table](#)

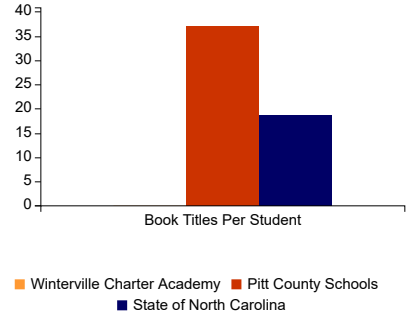
Chronic Absenteeism



Students Per Device



Book Titles Per Student



[Chart](#) [Table](#)

[Chart](#) [Table](#)

[Chart](#) [Table](#)

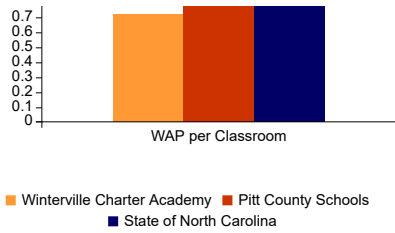
Wireless Access Points per Classroom



Arts Education

The following arts education programs are offered at Winterville Charter Academy.

- Dance
- Music
- Theatre Arts
- Visual Arts



| Dance | Music | Theatre Arts | Visual Arts |
|-------|-------|--------------|-------------|
| | | | |

Chart Table

Strategic Planning 2017-18

This section provides information on Winterville Charter Academy's strategic planning, goals and progress.

- Title 1 Status
- Comprehensive or Targeted Support:
 - Targeted Support and Improvement (TSI) Additional Targeted Support
 - Targeted Support and Improvement (TSI) Consistently Underperforming Subgroups (CU)

Progress Goals

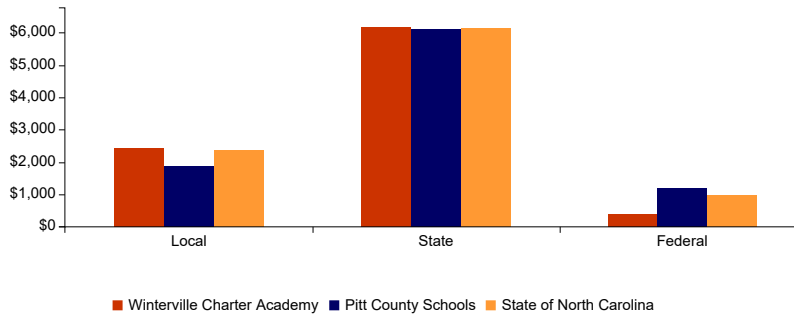
This school has progress goals for Math Grades 3-8, and Reading Grades 3-8 in the following student groups - ALL, Black, Economically Disadvantaged, and White.

Click the following link (http://accrpt.ncpublicschools.org/essa_ltg/ltg.html) to see the progress of student groups at this school (note you will need to select this school again).

Financial Data 2017-18

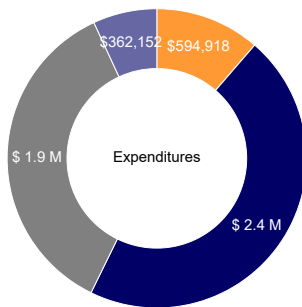
This section provides information on the school funding and expenditures. For more details see the NC Financial Transparency site here (<https://gdacreporting.ondemand.sas.com/srcfinance/school?school=74C000&year=2018>)

Per Pupil Source of Funding

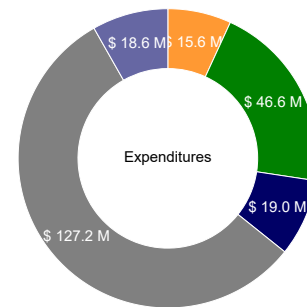


Use of Funds

Winterville Charter Academy



Pitt County Schools

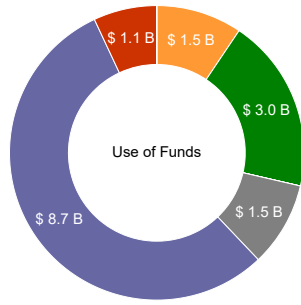


Employer Provided Benefits Other Purchased Services Salaries Supplies and Materials Capital Outlay Employer Provided Benefits Purchased Services Salaries

Chart Table

Chart Table

North Carolina



Capital Outlay Employer Provided Benefits Other Purchased Services Salaries Supplies and Materials Transfers

Chart Table