


# PreEminent Charter

School Website:   
([www.preeminentcharterschool.org/](http://www.preeminentcharterschool.org/))

**Grade Span: KG-08 Charter: Yes**  
3815 Rock Quarry Road, Raleigh, NC 27610  
919-235-0511

Go to the Analytics Site to   
(<https://ncreportcards.ondemand.sas.com/landing.html>)

Compare to Other Schools 

## 2018-19 Overall Performance

View Performance by School or District

View Performance by Subgroup

**C** 2018-19  
GRADE


# 63

PERFORMANCE GRADE SCORE

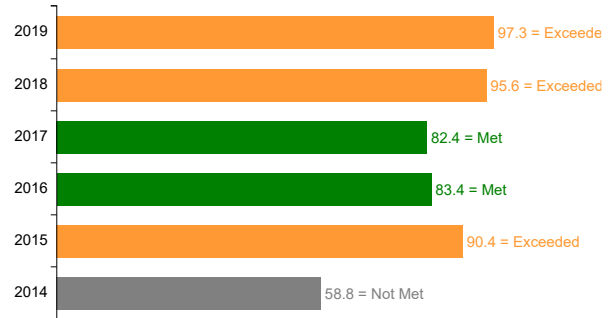


Growth Range	Growth Status
85.0-100.0	Exceeded
70.0-84.9	Met
50.0-69.9	Not Met

### Performance Grade Score History



### Academic Growth History



**C** 2018-19  
EOG MATH GRADE

# 59

EOG MATH GRADE SCORE

 **Growth Exceeded**

**C** 2018-19  
EOG READING GRADE

# 58

EOG READING GRADE SCORE

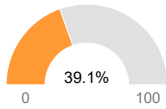
 **Growth Exceeded**

Note - To protect student privacy, some data values for small groups will be suppressed as "> 95%" or "< 5%" in the charts or tables below. For counts less than 10, no data will be displayed.

## 2018-19 Student Characteristics & Participation

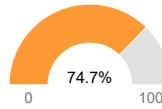
This section describes some key measures about the students at this school.

### Incoming Student Readiness

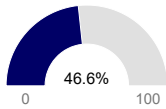


39.1% of the students entering 6th Grade across the school are proficient.

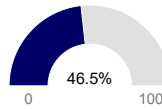
### Percentage Economically Disadvantaged



74.7% of Students across the school are economically disadvantaged.



46.6% of the students entering 6th Grade across the state are proficient.



46.5% of Students across the state are economically disadvantaged.

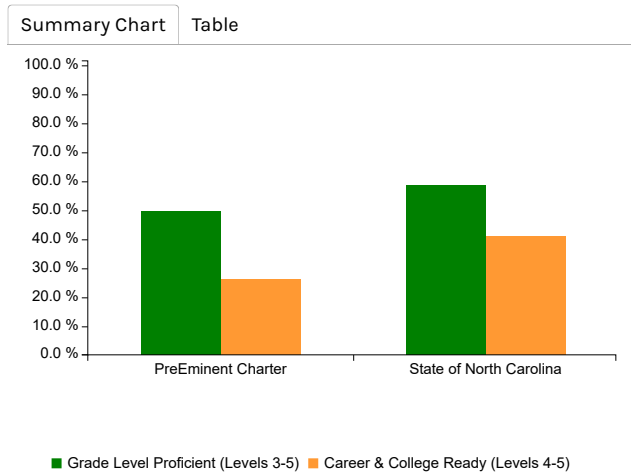
## 2018-19 Student Performance

Student Performance by School/District
Student Performance by Subgroup

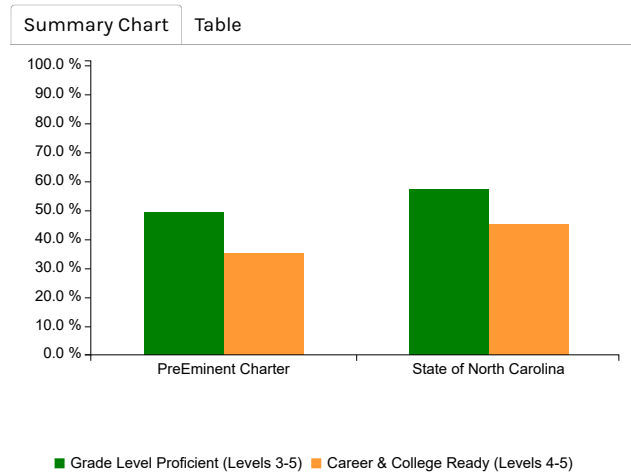
This section describes student performance in various test subject areas. Student test performance is reported as one of five achievement levels. Levels 1 and 2 are below grade level. Level 3 is grade level proficient. Levels 4 and 5 indicate students are on track for career and college readiness. For math, student test performance is reported as one of four achievement levels. Not Proficient is below grade level. Level 3 is grade level proficient, Levels 4 and 5 indicate students are on track for career and college readiness.

### Proficiency in Subject Areas

#### Math Performance

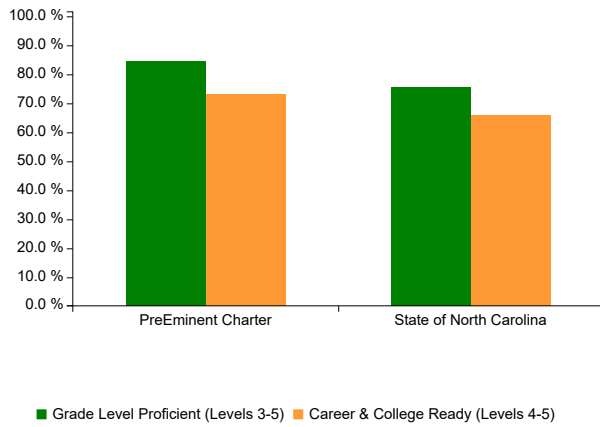


#### English Language Arts/ Reading Performance



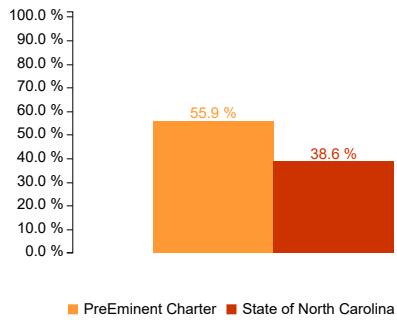
#### Science Performance



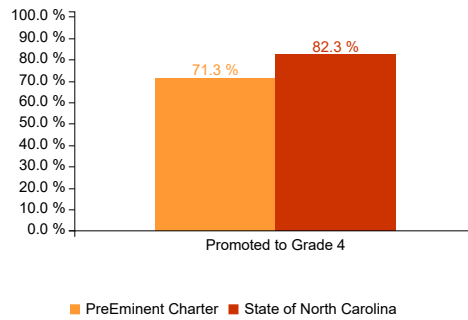


Other Measures

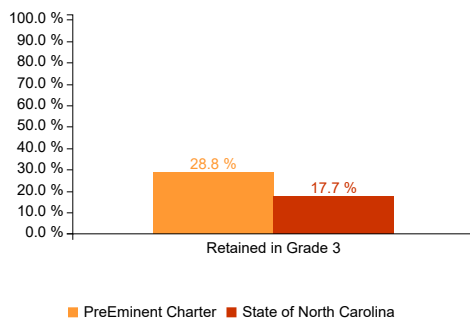
English Learner Progress <sup>i</sup>



Read to Achieve - Promoted to Grade 4 <sup>i</sup>



Read to Achieve - Retained in Grade 3 <sup>i</sup>



Test Participation <sup>i</sup>

Percentage of students participating in state mandated standardized testing.

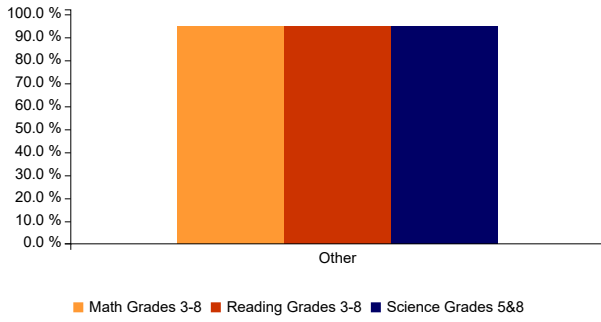


Chart Table

**Students with Disabilities Alternate Test Participation**

The percent of tested students is expected to be below 1% at the state level. Most schools have so few students that this information may be masked to protect student privacy.

**2018-19 School Environment**

[View Environment by School/District](#) | [View Environment by Subgroup](#)

This section provides information on the school environment and facilities

**Suspension and Expulsion Rates (per 1000 students)**

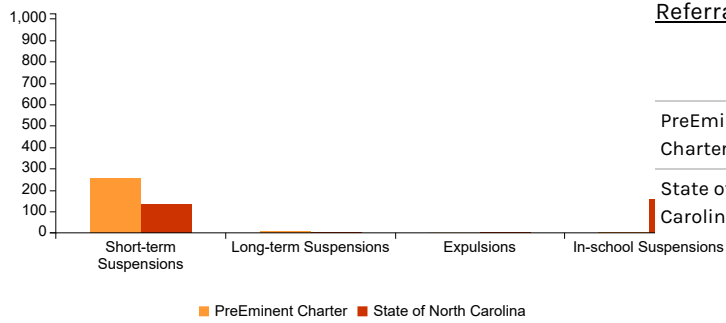
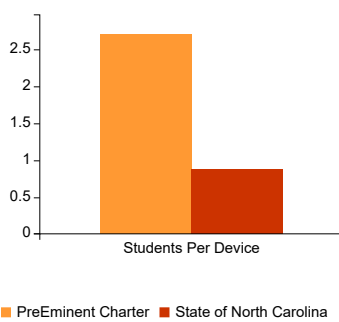


Chart Table

**Rates of Criminal Acts, Bullying, Law Enforcement Referrals, and Arrests (per 1000 Students)**

	Criminal Acts	Bullying and Harrassment	Referral to Law Enforcement	Arrests
PreEminent Charter	0.00	17.74	0.00	0.00
State of North Carolina	6.29	11.28	2.48	0.10

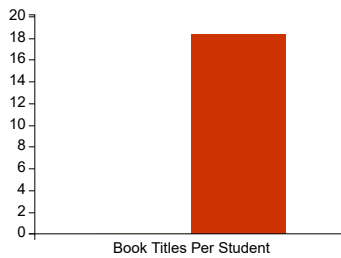
**Students Per Device**



PreEminent Charter | State of North Carolina

Chart Table

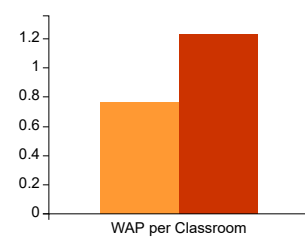
**Book Titles Per Student**



PreEminent Charter | State of North Carolina

Chart Table

**Wireless Access Points per Classroom**



PreEminent Charter | State of North Carolina

Chart Table


**Strategic Planning 2018-19**

This section provides information on PreEminent Charter's strategic planning, goals and progress.

- Title 1 Status
- Comprehensive or Targeted Support:
  - Targeted Support and Improvement (TSI) Additional Targeted Support
  - Targeted Support and Improvement (TSI) Consistently Underperforming Subgroups (CU)

**Progress Goals**

This school has progress goals for EL Progress, Math Grades 3-8, and Reading Grades 3-8 in the following student groups - ALL, Black, Economically Disadvantaged, English Learners, Hispanic, and Students w/ Disabilities.

Click the following link  ([http://accrpt.ncpublicschools.org/essa\\_ltg/ltg.html](http://accrpt.ncpublicschools.org/essa_ltg/ltg.html)) to see the progress of student groups at this school (note you will need to select this school again).