


Research Triangle Charter

School Website:  (researchtriangle.heritageacademies.com/)

Grade Span: KG-08 **Charter:** Yes
2418 Ellis Road, Durham, NC 27703
919-957-7108

Go to the Analytics Site to 
(<https://ncreportcards.ondemand.sas.com/landing.html>)

Compare to Other Schools 

2018-19 Overall Performance

View Performance by School or District

View Performance by Subgroup

C 2018-19 GRADE


62

PERFORMANCE GRADE SCORE

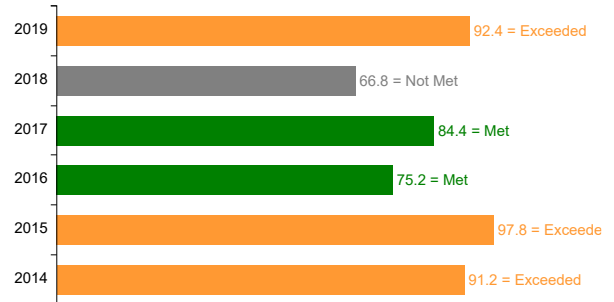


Growth Range	Growth Status
85.0-100.0	Exceeded
70.0-84.9	Met
50.0-69.9	Not Met

Performance Grade Score History



Academic Growth History



C 2018-19 EOG MATH GRADE

56

EOG MATH GRADE SCORE

★ Growth Exceeded

C 2018-19 EOG READING GRADE

59

EOG READING GRADE SCORE

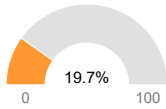
★ Growth Exceeded

Note - To protect student privacy, some data values for small groups will be suppressed as "> 95%" or "< 5%" in the charts or tables below. For counts less than 10, no data will be displayed.

2018-19 Student Characteristics & Participation

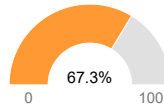
This section describes some key measures about the students at this school.

Incoming Student Readiness

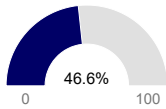


19.7% of the students entering 6th Grade across the school are proficient.

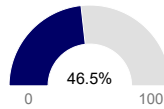
Percentage Economically Disadvantaged



67.3% of Students across the school are economically disadvantaged.



46.6% of the students entering 6th Grade across the state are proficient.



46.5% of Students across the state are economically disadvantaged.

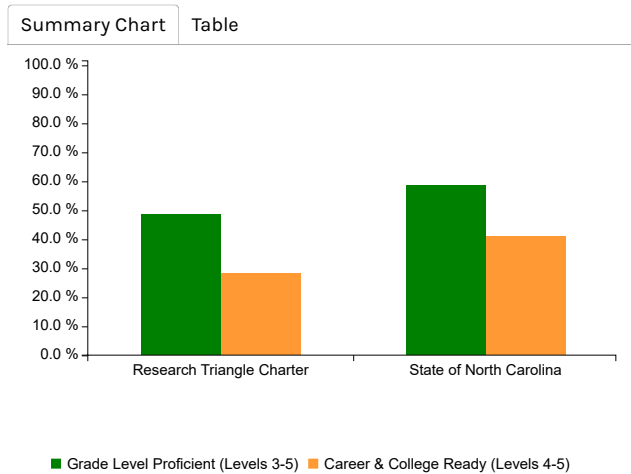
2018-19 Student Performance

Student Performance by School/District
Student Performance by Subgroup

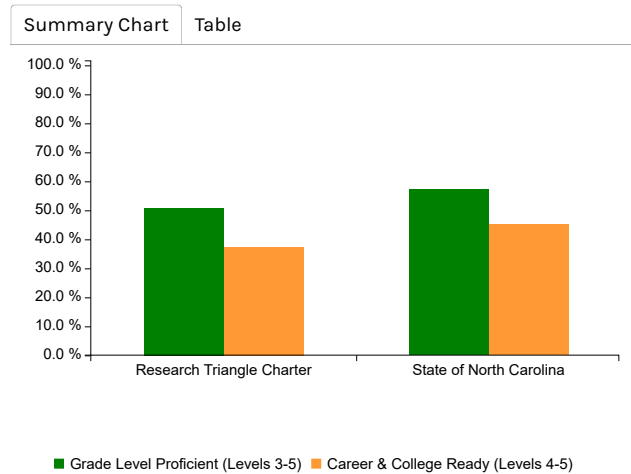
This section describes student performance in various test subject areas. Student test performance is reported as one of five achievement levels. Levels 1 and 2 are below grade level. Level 3 is grade level proficient. Levels 4 and 5 indicate students are on track for career and college readiness. For math, student test performance is reported as one of four achievement levels. Not Proficient is below grade level. Level 3 is grade level proficient, Levels 4 and 5 indicate students are on track for career and college readiness.

Proficiency in Subject Areas

Math Performance

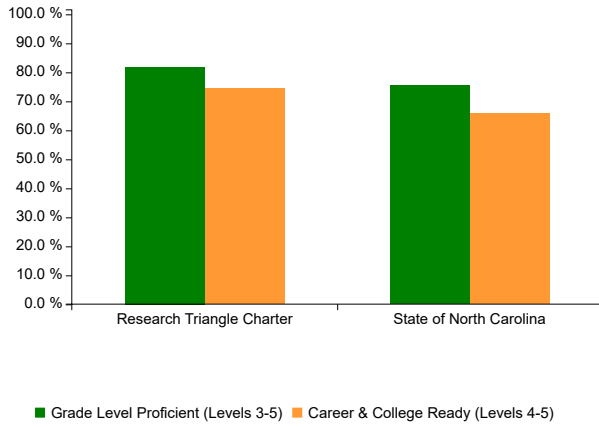


English Language Arts/ Reading Performance



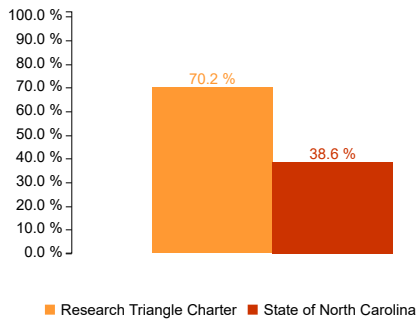
Science Performance



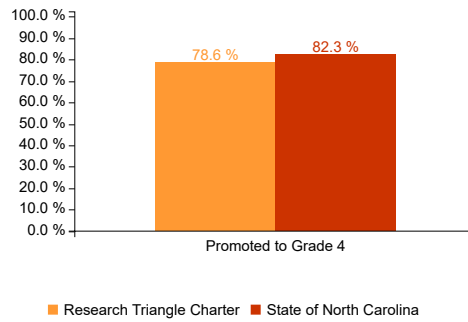


Other Measures

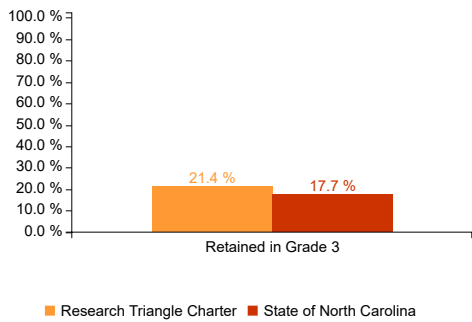
English Learner Progress ⁱ



Read to Achieve - Promoted to Grade 4 ⁱ



Read to Achieve - Retained in Grade 3 ⁱ



Test Participation ⁱ

Percentage of students participating in state mandated standardized testing.

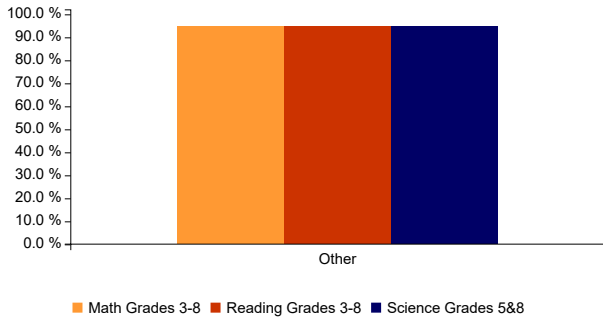


Chart Table

Students with Disabilities Alternate Test Participation

The percent of tested students is expected to be below 1% at the state level. Most schools have so few students that this information may be masked to protect student privacy.

2018-19 School Environment

View Environment by School/District

View Environment by Subgroup

This section provides information on the school environment and facilities

Suspension and Expulsion Rates (per 1000 students)

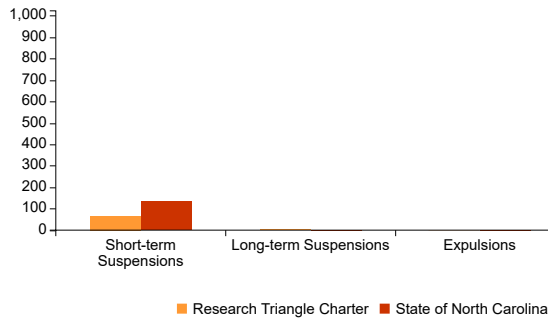


Chart Table

Rates of Criminal Acts, Bullying, Law Enforcement Referrals, and Arrests (per 1000 Students)

	Criminal Acts	Bullying and Harrassment	Referral to Law Enforcement	Arrests
Research Triangle Charter	1.39	9.71	0.00	0.00
State of North Carolina	6.29	11.28	2.48	0.10

Students Per Device

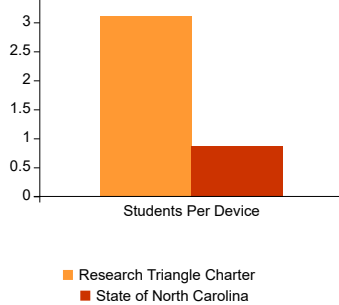


Chart Table

Book Titles Per Student

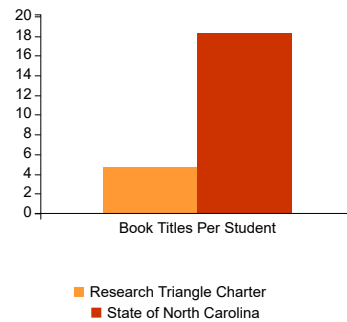


Chart Table

Wireless Access Points per Classroom

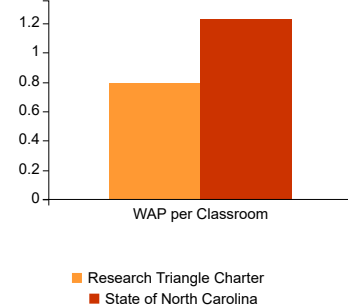


Chart Table


Strategic Planning 2018-19

This section provides information on Research Triangle Charter's strategic planning, goals and progress.

- Title 1 Status
- Comprehensive or Targeted Support:
 - Targeted Support and Improvement (TSI) Additional Targeted Support
 - Targeted Support and Improvement (TSI) Consistently Underperforming Subgroups (CU)

Progress Goals

This school has progress goals for EL Progress, Math Grades 3-8, and Reading Grades 3-8 in the following student groups - ALL, Black, Economically Disadvantaged, English Learners, Hispanic, and Students w/ Disabilities.

Click the following link  (http://accrpt.ncpublicschools.org/essa_ltg/ltg.html) to see the progress of student groups at this school (note you will need to select this school again).