

Extended COVID-19 Learning Plan Goal Reporting for Regent Park Scholars (LS:21)

K-2 Goals by Subgroup

Subgroup	Total N Count	ELA: AW/DIBELS At or Above 25th %ile		Math: K-2 Numeracy % At or Above 3.0	
		Fall	Spring	Fall	Spring
Black or African American	244	41%	44%	45%	43%
Female	141	44%	51%	47%	42%
Male	116	37%	37%	45%	41%
FRL Students	244	40%	44%	45%	41%
Students With Disability	16	25%	31%	57%	50%
Overall	257	41%	44%	46%	41%

ELA goal: % of students at or above the 25th %ile will increase from fall to spring; Math goal: % of students at or above a 3.0 (grade level) will increase from fall to spring.

Regent Park Scholars Academy

Extended COVID-19 Learning Plan

End of Year Goal Reporting

Date: June 19, 2021

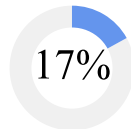


Goal: The median Student Conditional Growth Percentile for students in grades K-8th will be at or above the 50th percentile on NWEA's Measure of Academic Progress for fall-to-winter and fall-to-spring testing periods indicating a minimum of average growth.

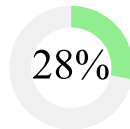
Mathematics

Grade	Fall Norm Target	Fall Median	Spring Norm Target	Spring Median	SCGP
2	175.04	<10 students	189.42	N/A	N/A
3	188.48	181	201.08	185.5	11
4	199.55	187	210.51	196.5	25
5	209.13	195	218.75	194	9
6	214.75	200	222.88	203	17.5
7	220.21	210	226.73	213.5	38
8	224.92	213.5	230.3	220.5	41

% Meeting Achievement Target



% Meeting Growth Target



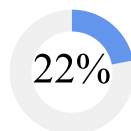
Median SCGP



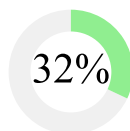
Reading

Grade	Fall Norm Target	Fall Median	Spring Norm Target	Spring Median	SCGP
3	186.62	177	197.12	182	18
4	196.67	188	204.83	192.5	15.5
5	204.48	192	210.93	192	12
6	210.17	198.5	215.36	204	31
7	214.2	207	218.36	212	35
8	218.01	212	221.66	214	39

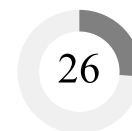
% Meeting Achievement Target



% Meeting Growth Target



Median SCGP



Subgroup Results

	Spring SCGP	
	Math	Reading
All Students	22	26
Econ. Disadvantaged	22	26
Special Education	26.5	22
English Learner	N/A	N/A
Female	22	26
Male	21.5	26.5
African-American or Black	22	27
American Indian or Alaska Native	N/A	N/A
Asian	N/A	N/A
Hispanic or Latino	<10 students	<10 students
Multi Racial	<10 students	<10 students
Native Hawaiian or Other Pacific Islander	N/A	N/A
White	N/A	N/A

It is important to note that the fall and winter norm targets in this report are taken from NWEA's 2020 Norm Study. This study was completed prior to the COVID-19 pandemic. The pandemic has and continues to impact student instructional time, alter the type of instruction (virtual/remote or in person), and widen the disparity gap. If a norm study was conducted during a pandemic, it would likely yield different targets.